



This comfortable wash-and-wear shirt is indispensable for the workday. Wrinkle resistance makes this shirt a cut above the competition so you and your staff can be, too.

- 4.5-ounce, 55/45 cotton/poly
- Button-down collar
- Dyed-to-match buttons
- Left chest pocket
- Back box pleat

CARE INSTRUCTIONS

Machine wash cold with like colors. Do not bleach. Tumble dry low. Warm iron if necessary.

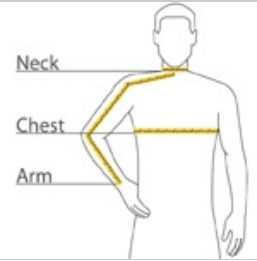


front



back

HOW TO MEASURE



CHEST WIDTH

Measure under the arm and around the fullest part of the chest with arms down, keeping tape horizontal.

NECK

Measure around the fullest part of the neck at the base.

ARM


Place hand on hip. Start at the center of the back of the neck and measure across the shoulder, to the elbow, and then down to the wrist.

SIZE CHART


	LT	XLT	2XLT	3XLT	4XLT
Chest	41-43	44-46	47-49	50-53	54-57
Neck	17 1/2	18 1/2	19 1/4	20	20 3/4
Arm	36 1/2	38	39	40	41

COLOR INFORMATION


Please note: PMS code information is shown only when an exact match is available.




Black/ Light Stone
PMS BLACK C




Burgundy/ Light Stone
PMS 7428C




Dark Green/ Navy
PMS 5467C




Light Blue/ Light Stone
PMS 7451C




Navy/ Light Stone
PMS 533C




Purple/ Light Stone
PMS 7679C




Red/ Light Stone
PMS 187C




Royal/ Classic Navy
PMS 7687C




Steel Grey/ Light Stone
PMS 7540C




Stone




Strong Blue
PMS 2133C



Teal Green
PMS 7715C



Ultramarine Blue
PMS 7455C



White/ Light Stone
PMS 9202C